

GOVERNMENT COLLEGE, JIND (HARYANA)

Affiliated to Chaudhary Ranbir Singh University, Jind

Accredited with grade 'C' by NAAC

National Assessment and Accreditation Council (NAAC)

Student Satisfaction Survey

Key Indicator - 2.7.1

**Under Criterion II of Teaching – Learning and
Evaluation**

2022-23

STUDENT SATISFACTION SURVEY (SSS)

Questionnaire

1. How much of the syllabus was covered in the class?
 - 4 – 85 to 100%
 - 3 – 70 to 84%
 - 2 – 55 to 69%
 - 1 – 30 to 54%
 - 0 – Below 30%

2. How well did the teachers prepare for the classes?
 - 4 – Thoroughly
 - 3 – Satisfactorily
 - 2 – Poorly
 - 1 – Indifferently
 - 0 – Won't teach at all

3. How well were the teachers able to communicate?
 - 4 – Always effective
 - 3 – Sometimes effective
 - 2 – Just satisfactorily
 - 1 – Generally ineffective
 - 0 – Very poor communication

4. The teacher's approach to teaching can best be described as
 - 4 – Excellent
 - 3 – Very good
 - 2 – Good
 - 1 – Fair
 - 0 – Poor

5. Fairness of the internal evaluation process by the teachers.
 - 4 – Always fair
 - 3 – Usually fair
 - 2 – Sometimes unfair
 - 1 – Usually unfair
 - 0– Unfair

6. Was your performance in assignments discussed with you?
 - 4 – Every time
 - 3 – Usually
 - 2 – Occasionally/Sometimes
 - 1 – Rarely
 - 0– Never

7. The institute takes active interest in promoting internship, student exchange, and field visit opportunities for students.
 - 4 – Regularly
 - 3 – Often
 - 2 – Sometimes
 - 1 – Rarely
 - 0– Never

8. The teaching and mentoring process in your institution facilitates you in cognitive, social and emotional growth.
 - 4 – Significantly
 - 3 – Very well
 - 2 – Moderately
 - 1 – Marginally
 - 0– Not at all

9. The institution provides multiple opportunities to learn and grow.
 - 4 – Strongly agree
 - 3 – Agree
 - 2 – Neutral
 - 1 – Disagree
 - 0– Strongly disagree

10. Teachers inform you about your expected competencies, course outcomes and programme outcomes.

- 4 – Every time
- 3 – Usually
- 2 – Occasionally/Sometimes
- 1 – Rarely
- 0 – Never

11. Your mentor does a necessary follow-up with an assigned task to you.

- 4 – Every time
- 3 – Usually
- 2 – Occasionally/Sometimes
- 1 – Rarely
- 0 – I don't have a mentor

12. The teachers illustrate the concepts through examples and applications.

- 4 – Every time
- 3 – Usually
- 2 – Occasionally/Sometimes
- 1 – Rarely
- 0 – Never

13. The teachers identify your strengths and encourage you with providing right level of challenges.

- 4 – Fully
- 3 – Reasonably
- 2 – Partially
- 1 – Slightly
- 0 – Unable to

14. Teachers are able to identify your weaknesses and help you to overcome them.

- 4 – Every time
- 3 – Usually
- 2 – Occasionally/Sometimes
- 1 – Rarely
- 0 – Never

15. The institution makes effort to engage students in the monitoring, review and continuous quality improvement of the teaching learning process.

- 4 – Strongly agree
- 3 – Agree
- 2 – Neutral
- 1 – Disagree
- 0 – Strongly disagree

16. The institute/ teachers use student centric methods, such as experiential learning, participative learning and problem solving methodologies for enhancing learning experiences.

- 4 – To a great extent
- 3 – Moderate
- 2 – Somewhat
- 1 – Very little
- 0 – Not at all

17. Teachers encourage you to participate in extracurricular activities.

- 4 – Strongly agree
- 3 – Agree
- 2 – Neutral
- 1 – Disagree
- 0 – Strongly disagree

18. Efforts are made by the institute/ teachers to inculcate soft skills, life skills and employability skills to make you ready for the world of work.

- 4 – To a great extent
- 3 – Moderate
- 2 – Somewhat
- 1 – Very little
- 0 – Not at all

19. What percentage of teachers use ICT tools such as LCD projector, Multimedia, etc. while teaching.

- 4 – Above 90%
- 3 – 70 – 89%
- 2 – 50 – 69%
- 1 – 30 – 49%
- 0 – Below 29%

20. The overall quality of teaching-learning process in your institute is very good. 4 – Strongly agree
3 – Agree
2 – Neutral
1 – Disagree
0 – Strongly disagree

21. Give three observation / suggestions to improve the overall teaching – learning experience in your institution.

a)

b)

c)

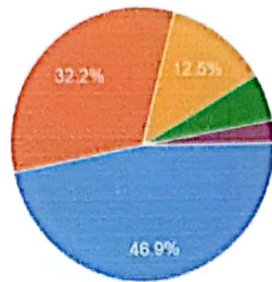
STUDENT SATISFACTION SERVEY

Consolidated Report for the Academic Year 2022-23

Question	Choice 1	Choice 2	Choice 3	Choice 4	Choice 5	Total
Q 1	157	108	42	19	9	335
Q 2	109	171	34	16	5	335
Q 3	168	76	67	13	11	335
Q 4	116	102	76	33	8	335
Q 5	153	116	38	20	8	335
Q 6	138	79	47	29	42	335
Q 7	119	77	52	38	49	335
Q 8	84	116	77	28	30	335
Q 9	103	120	65	27	20	335
Q 10	146	81	57	30	21	335
Q 11	124	77	62	66	6	335
Q 12	161	89	45	25	15	335
Q 13	145	78	42	30	40	335
Q 14	139	61	45	31	59	335
Q 15	101	108	74	28	24	335
Q 16	120	109	43	31	32	335
Q 17	138	113	55	16	13	335
Q 18	117	106	39	36	37	335
Q 19	68	86	47	49	85	335
Q 20	102	107	75	33	18	335

Q.1 How much of the syllabus was covered in the class?

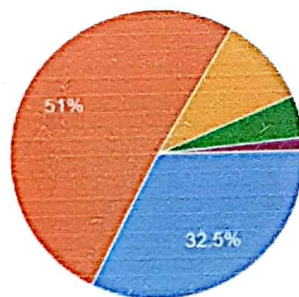
335 responses



- 4 - 85 to 100%
- 3 - 70 to 84%
- 2 - 55 to 69%
- 1 - 30 to 54%
- 0 - Below 30%

Q.2. How well did the teachers prepare for the classes

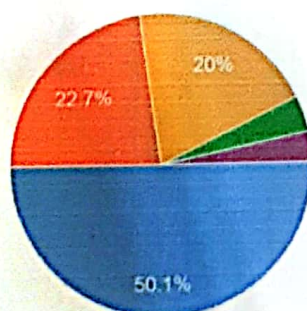
335 responses



- 4 - Thoroughly
- 3 - Satisfactorily
- 2 - Poorly
- 1 - Indifferently
- 0 - Won't teach at all

Q.3. How well were the teachers able to communicate?

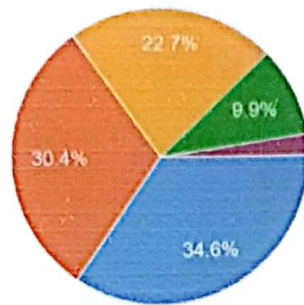
335 responses



- 4 - Always effective
- 3 - Sometimes effective
- 2 - Just satisfactorily
- 1 - Generally ineffective
- 0 - Very poor communication

Q.4. The teacher's approach to teaching can best be described as

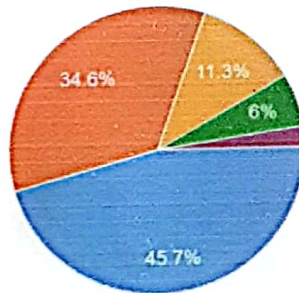
335 responses



- 4- Excellent
- 3- Very good
- 2- Good
- 1- Fair
- 0- Poor

Q.5. Fairness of the internal evaluation process by the teachers.

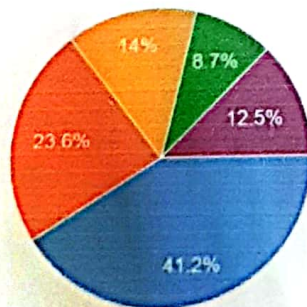
335 responses



- 4- Always fair
- 3- Usually fair
- 2- Sometimes unfair
- 1- Usually unfair
- 0- Unfair

Q.6. Was your performance in assignments discussed with you?

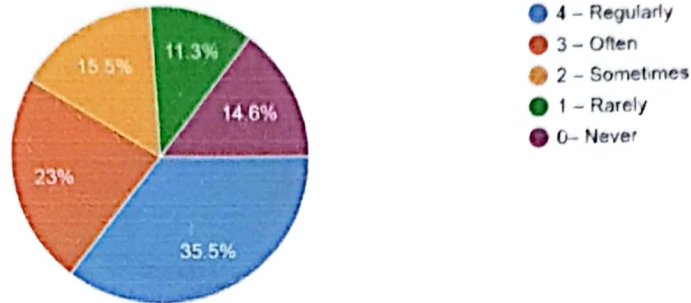
335 responses



- 4- Every time
- 3- Usually
- 2- Occasionally/Sometimes
- 1- Rarely
- 0- Never

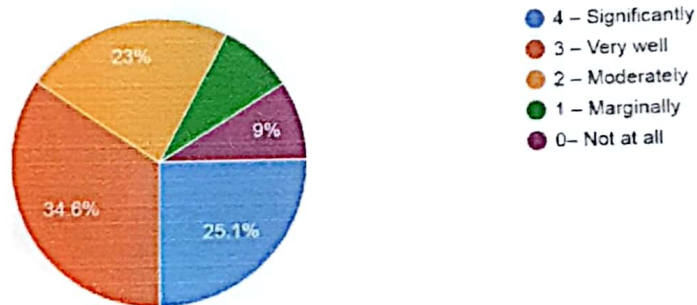
Q.7. The institute takes active interest in promoting internship, student exchange, field visit opportunities for students.

335 responses



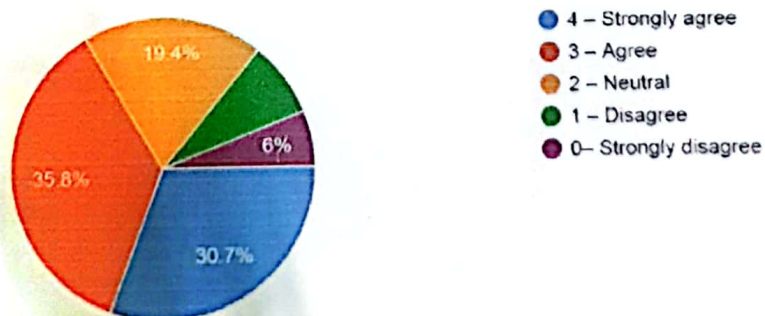
Q.8. The teaching and mentoring process in your institution facilitates you in cognitive, social and emotional growth.

335 responses



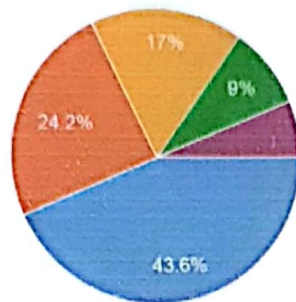
Q.9. The institution provides multiple opportunities to learn and grow.

335 responses



Q.10. Teachers inform you about your expected competencies, course outcomes and Programme outcomes.

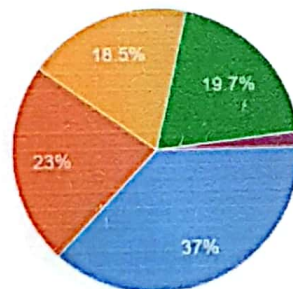
335 responses



- 4 - Every time
- 3 - Usually
- 2 - Occasionally/Sometimes
- 1 - Rarely
- 0 - Never

Q.11. Your mentor does a necessary follow-up with an assigned task to you.

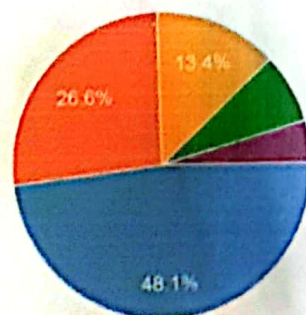
335 responses



- 4 - Every time
- 3 - Usually
- 2 - Occasionally/Sometimes
- 1 - Rarely
- 0 - I don't have a mentor

Q.12. The teachers illustrate the concepts through examples and applications.

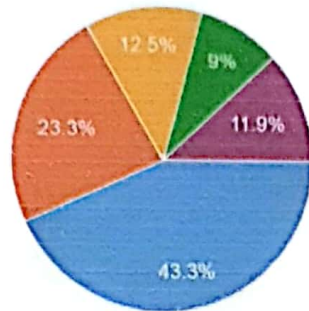
335 responses



- 4 - Every time
- 3 - Usually
- 2 - Occasionally/Sometimes
- 1 - Rarely
- 0 - Never

Q.13. The teachers identify your strengths and encourage you with providing right level of challenges.

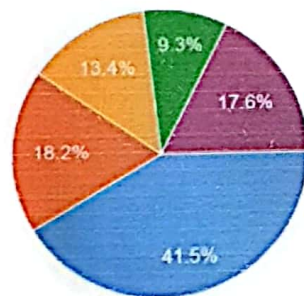
335 responses



- 4 - Fully
- 3 - Reasonably
- 2 - Partially
- 1 - Slightly
- 0 - Unable to

Q.14. Teachers are able to identify your weaknesses and help you to overcome them.

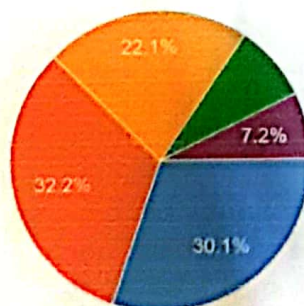
335 responses



- 4 - Every time
- 3 - Usually
- 2 - Occasionally/Sometimes
- 1 - Rarely
- 0 - Never

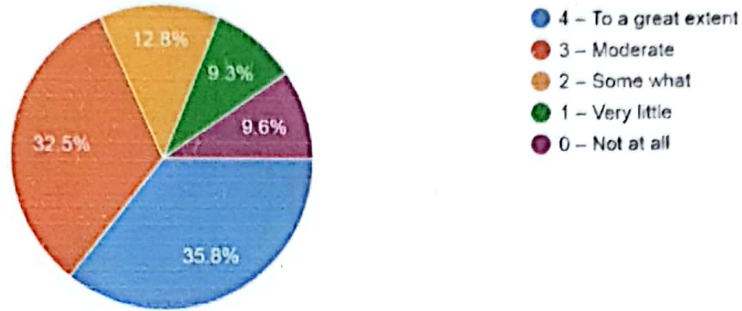
Q.15. The institution makes effort to engage students in the monitoring, review and continuous quality improvement of the teaching learning process.

335 responses



- 4 - Strongly agree
- 3 - Agree
- 2 - Neutral
- 1 - Disagree
- 0 - Strongly disagree

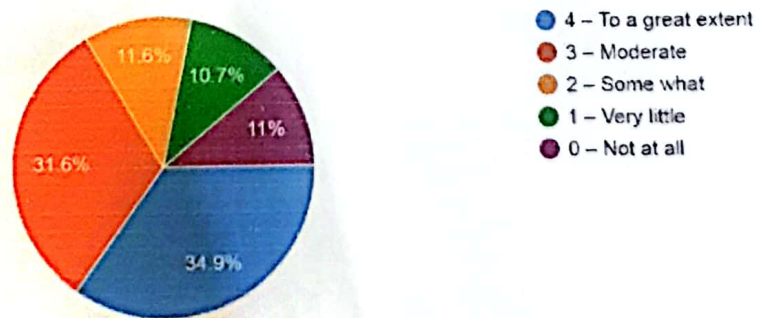
Q.16. The institute/ teachers use student centric methods, such as experiential learning, participative learning and problem solving methodologies for enhancing learning experiences.
335 responses



Q.17. Teachers encourage you to participate in extracurricular activities.
335 responses

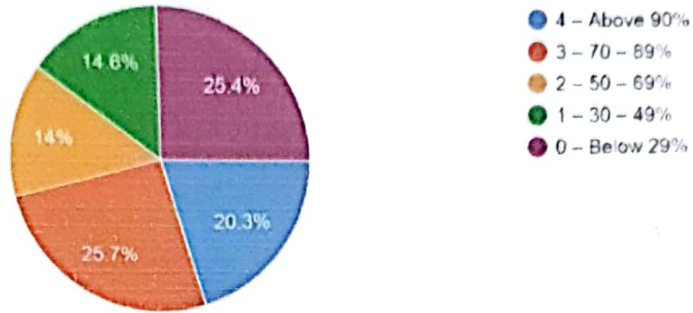


Q.18. Efforts are made by the institute/ teachers to inculcate soft skills, life skills and employability skills to make you ready for the world of work.
335 responses



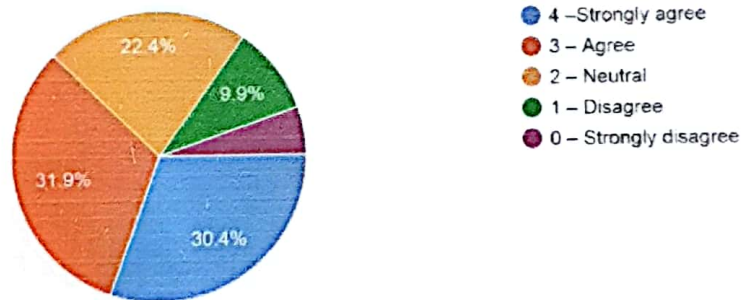
Q.19. What percentage of teachers use ICT tools such as LCD projector, Multimedia, etc. while teaching.

335 responses



Q.20. The overall quality of teaching-learning process in your institute is very good.

335 responses



**Student's Suggestions Observation / suggestions to improve the overall teaching – learning experience in your institution
(SAMPLE)**

1. College should provide more cultural and sports opportunities.
2. Utilize technology effectively in the classroom by introducing educational apps, interactive whiteboards, or online platforms for assignments and discussions. This integration can create a more dynamic and inclusive learning environment, catering to different learning styles.
3. Teachers should discuss the student's performance in internal tests and assignments so that they can do better in their externals.
4. Mostly practical subjects should be Included in curriculum.



Gourav Bansal

Coordinator, IQAC



Smt. Sheela Dahiya

Chairperson, IQAC